

مدرسة الأندلس الخاصة للبنات

العام الأكاديمي 2024/2025

نهاية الفصل الدراسي الأول



أوراق عمل إثرائية

مادة اللغة الإنجليزية

الصف الأول الابتدائي

اسم الطالبة/.....

الصف والشعبة /.....

Listening:

Listen and number (1-3)

1-Mum gives me a present.

2-This is a rabbit.

3- We are friends.

Listening 1: Listen and number (1-3)

(A)



(B)



(C)



Listen and number (1-3)

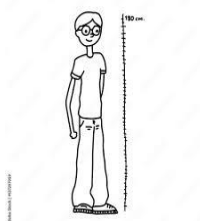
1-It is big .

2-It is tall.


3- It is Small.

Listening 1: Listen and number (1-3)

(A)



(B)









(C)



Listening 2: Listen and tick (✓)

- She is ten years old .
- I have 7 apples.
- Qq as in queen .

Listening 2: Listen and tick (✓)

 6	 8	 10
<input type="checkbox"/>	<input type="checkbox"/>	<input type="checkbox"/>
		
<input type="checkbox"/>	<input type="checkbox"/>	<input type="checkbox"/>
Qq	Uu	Ll
<input type="checkbox"/>	<input type="checkbox"/>	<input type="checkbox"/>


Listening 3: Listen and circle

1- He is a boy. 2-I like jam . The giraffe is tall .

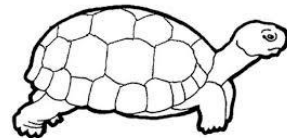

1.



2.






3.



Listening 4: Listen and circle:

1- It is big .2- B as in bee .3- I like lemon .

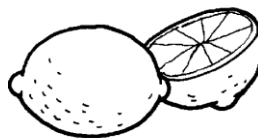
1.



2.



3.



Reading:

Reading 1

A: Look, read and match:

1.

G

m

2.

M


g

B: Look, read and circle:

1. octopus







2. whale



Reading 2


A: Read and match:

1. Sit down.	
2. She is happy.	
3. This is my bird.	
4. On the table.	

Reading 3

Read then answer:

Hello, my name is Noor. I am 7 years old. I have a small pet. It is a fish. It is in the kitchen.



A: Read and circle (yes or No) :

1. Noor is 9 years old. (yes - No)
2. The pet is in the kitchen. (yes - No)


B: Read and write:

What pet does Noor have?

Reading 4

Read and circle:

1.



(chair - desk)

2.



(one - five)

3.



(pencil - present)

4.



(sad - happy)

Writing:

Writing 1

Look and copy:

<u>book</u>	<u>green</u>
<u> </u> <u> </u> <u> </u>	<u> </u> <u> </u> <u> </u>

Writing 2

Look and copy:

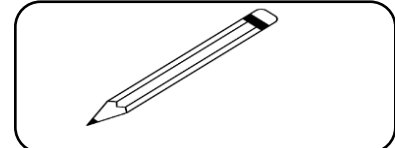
<u>happy</u>	<u>sad</u>
<u> </u> <u> </u> <u> </u>	<u> </u> <u> </u> <u> </u>

Writing 3


Look and write:

short - box - pencil

1-It is a -----.



2-He is -----.




Writing 4

Look and write:

1-This is my -----.











2- It is a -----.



Writing 5

Write the capital letter:

Writing 6

Write the capital letter:

